

ACPL Mobile App Booklist Transfer

ACPL is migrating to a new online system in October. Part of this change includes an upgrade to our Mobile App. Because of the technological limitations of the old app, ACPL cannot automatically transfer existing booklists from the current ACPL Mobile App to the new ACPL Mobile App.

We know booklists are important to our patrons, so we want to give everyone ample time to work with us to retrieve and save your lists, prior to migration to the new online system.

Mobile App

To retrieve a booklist from the current mobile app, follow these steps:


1. In the current ACPL Mobile App, click the My Lists icon  located on bottom menu.
2. From the My Lists page click on the Share icon  See Figure A.
3. On the screen, select the share button, click on “Copy URL. See Figure B.

Figure A

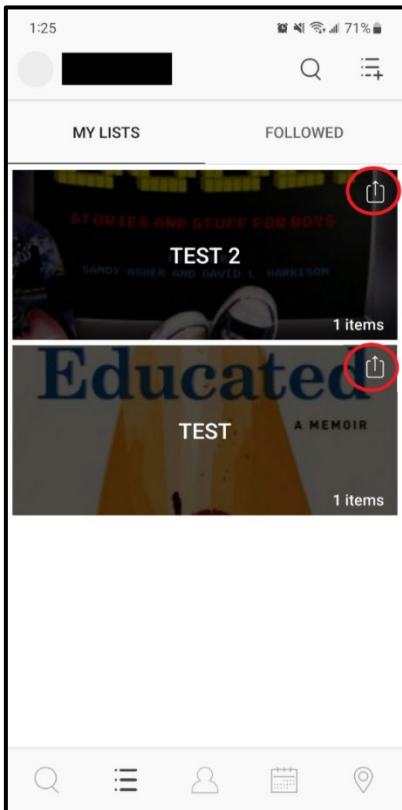
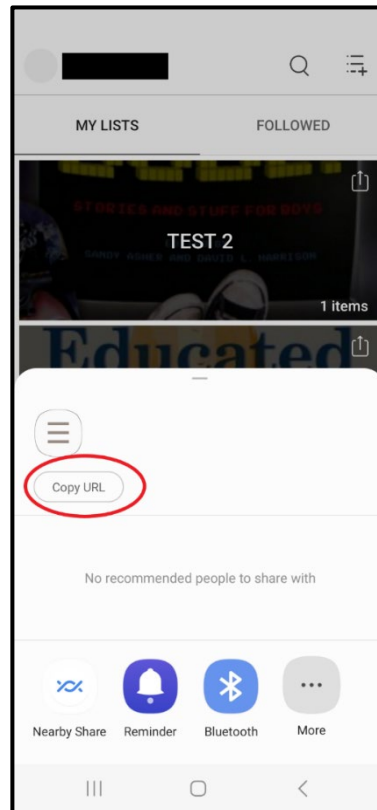


Figure B



Directions continued on next page.

4. Paste the copied URL (URL is another term used for a web address) into your web browser's address bar, (or any other note or text document) so you can see the characters in the link. *Pasting the link is not intended to take you to another website but only to let you see and read the link.*
NOTE: The multi-digit number, at the end of the pasted URL (web address), is the unique identifier for the booklist. This needs to be submitted to ACPL, along with account information in the next step. See Figure C.

Figure C



5. [Click here and fill out this form](#) to submit your multi-digit booklist number to an ACPL staff member. **NOTE:** *You may include multiple booklists and multi-digit identifier numbers in a single survey.*
6. Once the ACPL staff member receives your submission, they will email text copies of the booklists to you.
7. Rebuild your list in the new system after October 31.