

Shawnee



Shawnee Branch has its origins with the Southside Branch, which opened in 1912 in the north room of the Schwartz building at 2520 South Calhoun Street. In 1926, it was renamed the Miami Branch, but because it sounded too close to the Maumee Branch, its name was changed again to the Shawnee Branch. During the 1930s, Shawnee moved from 2520 South Calhoun to 2903 South Calhoun. Then in 1937, the Richardville Branch at 4011 South Wayne Avenue was discontinued, and the building at that location became the new Shawnee Branch. From that time until 1973, it operated at that location. In 1970, the library's Board of Trustees decided to relocate the branch and paid \$35,000 to the Catholic Diocese of Fort Wayne-South Bend for an acre lot near South Calhoun and Doan Drive. Because of its proximity to Bishop Luers High School, Harrison Hill Elementary School, and Ben Geyer Junior High School, the Board considered it an ideal location. The architectural firm of Jankowski-Schulz designed the H-shaped building that would sit five feet below the ground. Despite access issues, the design gave the building what the architects considered an open, flexible feel. The branch opened in December 1973. In 2003, it underwent an extensive renovation.

GENERAL INFORMATION

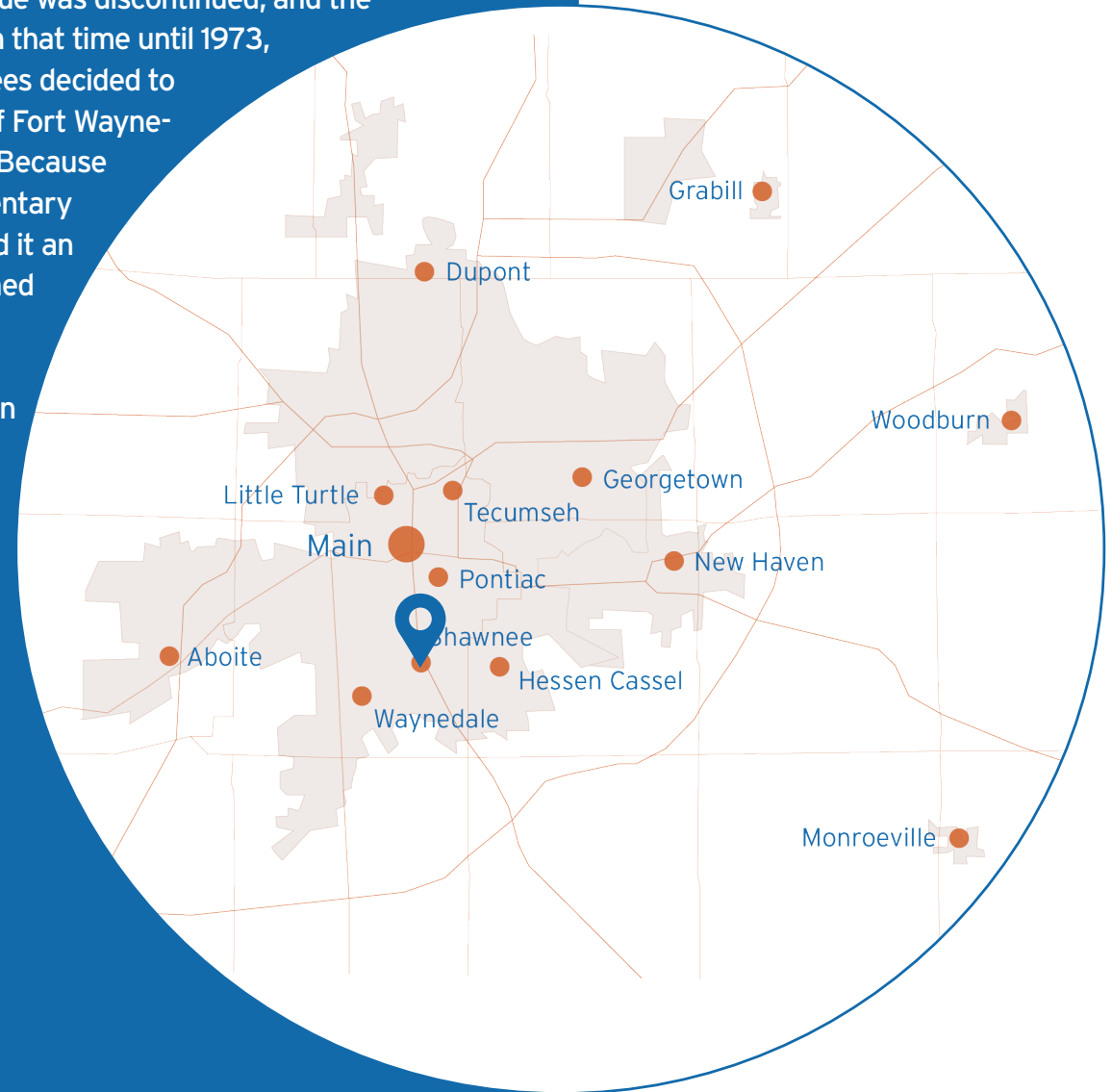
Address	5600 Noll Ave Fort Wayne, IN 46806
Building Size	11,200 SF
Site Area	1.43 Acres
On Site Parking	22
Year Built	1973, Renovation 2003
Original Architect	Jankowski Schultz

MANAGEMENT INFORMATION

Population Served (1 mile)	12,329
Days Open	6 / week
Hours Open	57 / week
Full Time Staff	5.38

STATISTICS 2020

Door Count	40,166
Programs	64
Program Attendance	1266
Collection Size	42,894
Circulation	26,785
Computer Usage	22



Regional Location Map

Adequately sized for current service demands

Yes No

Overall building condition

Scale: 1 = Poor to 5 = Good

1 2 3 4 5

Site allows for future expansion

Yes **No**

Renovation and/or expansion can meet 10-year service demand

Yes **No**



Site Plan

SITE

The branch is somewhat visible from the address street Noll Avenue, but more visible from Doan Drive to the south and South Calhoun Street to the west. Calhoun is the largest of the three streets, but none are major thoroughfares for this part of Fort Wayne, as are Paulding Road a block south or Lafayette Street a few blocks to the east.

Even at the streets that border the site, the building projects negligible presence as a library, given the design placed much of the building below grade on a sloping site and the roof is the defining exterior feature.

The parking lot includes 22 spaces, accessed from Doan Drive only, which is undersized for busy times and/or when special programs/ events are being held.

The parking limitations, level changes, and below-grade main entrance are all inadequate and are a barrier to access for this library. Accessible parking is provided but the ramp to access the main entrance is unacceptably long and can be dangerous in bad weather.

The site includes some green space along the north and west sides, and between the parking lot and Noll Avenue. Some areas could be developed for outdoor programming, but all this green space is sloped and wooded.

The site could theoretically accommodate a branch expansion to the west, but it would be very expensive due to the slope of the site and the nature of existing architecture.

	main entrance
	number of parking spaces
	property line



BRANCH CONDITION

The original building was completed in 1973, with several renovations, the most recent and significant in 2003.

Major systems notes are informed by a January 2020 Trane Energy Contracting systems audit, as amended by ACPL facilities staff where applicable:

- The major equipment is in fair condition.
- The system includes rooftop units.
- Water heater is 19 years into a 15 year expected useful life and will soon need to be replaced.
- The rooftop unit is 19 years into a 15 year expected useful life and will soon need to be replaced.
- The split system is 19 years into a 15 year expected useful life and will soon need to be replaced.
- Lighting is fluorescent throughout, no LED upgrades to date.

Additional observations:

- The exterior building envelope is problematic with expanses of roof subject to weather and heavily wooded surroundings.
- The masonry is prone to leaks, and the glazing outdated and difficult to replace.
- The complex geometry presents ongoing maintenance concerns as materials expand and contract seasonally.
- Interior finishes include original stone walls and wood ceilings combined with newer flooring and ceilings. Some areas of the stone walls have chronic leaks and shed mortar dust.
- Temperature control is a challenge, with areas that are seasonally too hot and/or cold for comfort.
- The building has poor water pressure, and that there are drain backups in public restrooms.
- The surrounding woods and partially buried building design appear to contribute to pest control problems.
- The original building pre-dates the Americans with Disabilities Act, and a survey prepared by Huntington University identified conditions that are non-compliant with the current applicable law.



"Not accessible. Seems kind of dark. I can see why the building and location isn't ideal for expansion or remodel. It would be nice to still have a neighborhood library in that area though that may be difficult."

Public Survey Response

"Shawnee is the branch I visit most often when not going to the Main library. I grew up there and have fond memories. However, I know the building is outdated and not accessible. I welcome a new, different, better facility on the south side of Fort Wayne, in spite of my attachment to Shawnee. I am all for progress."

Public Survey Response



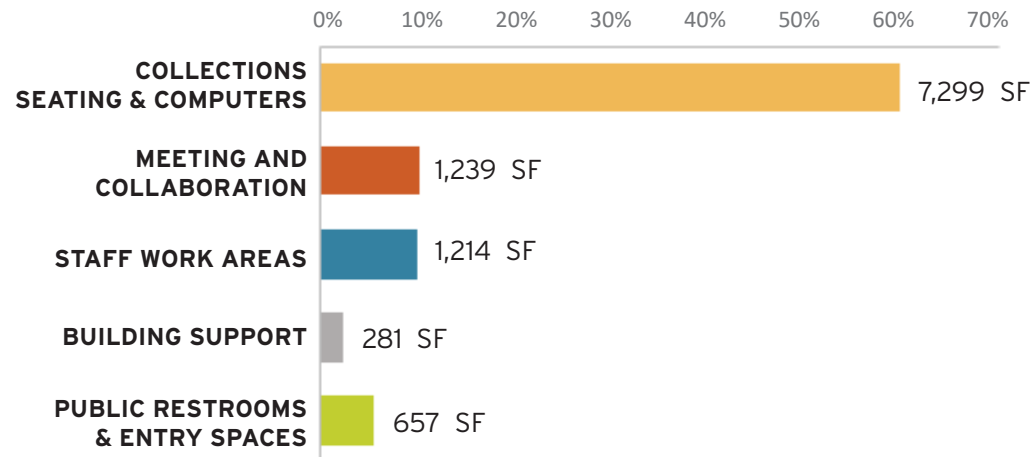


"The stairs down to the entrance are scary in the winter, and not a great option for folks that don't move so well. There may be an additional entrance, but I am unaware of it personally."

Public Survey Response



SPACE ALLOCATION





FUNCTIONALITY

Shawnee is adequately sized for the population served, however the accessibility challenges and configuration inefficiencies inhibits adequate service delivery.

- The entrance vestibule contains the book drop return bin, which is entirely inappropriate for safety and security of returned materials.
- The vestibule also includes an alarm panel which should not be in a space where patrons could view or tamper with it.
- The building was designed to accommodate after-hours meetings with restroom access.
- The meeting room is approximately 850 SF, and design in a way that is difficult for presentations. There is an undersized storage closet and a separate closet with a water heater.
- The children's area is too small for the demand and cannot be easily reconfigured within the building.
- There is a family restroom which is a plus, but this lacks privacy as the door opens to the main circulation point.
- A small laptop counter is well-used for laptop users needing quiet space, but is awkwardly located behind the family restroom
- A small reading nook, an enclosed children's computer area, and a room for children's storage leave the open part of the children's library with an odd and inflexible shape.
- The young adult space is undersized, indistinguishable and not acoustically separated from the rest of the space.
- The small group meeting room adjacent to the manager's office is functional, but there is little acoustical privacy for the manager or those using the meeting room.
- The layout of the branch does not adequately separate quiet and loud spaces.



EFFICIENCY

- Shawnee is adequately sized for the population served, but the access issues, building design, and layout of interior spaces make the building unacceptable for library service delivery.
- The building configuration does not lend itself to flexibility of layout and service delivery
- Access to power is limited throughout, for staff as well as patrons.
- The circulation desk is oversized and awkwardly configured for service delivery. This service point is also far from any non-public staff work area.
- The reference desk is oversized and typically unstaffed. There are plans to have this desk removed.
- The staff work and break areas are tucked into the southeast corner of the building, and inappropriately sized and configured. There is no separate staff entrance, and the workroom has only one way in and out, presenting security concerns.
- The location and configuration of the staff area does not allow for deliveries, which are inappropriately received at the main service point.

"I wish that the back room was closer to the front desk so we could process materials in the back room; currently, it is more trouble than it is worth to do delivery, for example, in the back room."

Staff Survey Response

TECHNOLOGY

Building Technology Infrastructure

- There are not enough wired network connections.
- There are not enough power outlets for charging mobile devices, and outlets are not easy/comfortable to access.
- The existing space cannot accommodate expansion of power access needs.

WiFi

- The existing WiFi covers: bandwidth needs for the library's computers; the physical space of the library for current usage; and the needs of users outside the library building.

Patron Computing

- There are no public computer stations with capabilities to support those with visual, auditory, or physical impairments.
- The Children's area does not have collaborative computing space for caregivers and children.

Staff Computing

- There are not adequate computers or devices for staff.
- The existing printers/scanners/photocopiers are not adequate.
- The existing phones are adequate for work needs.

FF&E

- Patrons experience a short (5-15 minute) wait during peak demand-times.
- There is not adequate space at computer stations for patrons' items.
- There are no collaborative computing spaces.
- Some of the public computer workstations are ADA compliant.
- The Children's area does not have space for adult caregivers to work while supervising children in their care.
- There is no assistive listening technology in public meeting room.
- The audio/visual facility in meeting/study rooms is not meeting patron needs and believes an overhead projection with sound capabilities would be helpful.


Other/Additional Technology

- The library would like to add: a "roaming" service model; new copier/scanners; laptop lending; info monitor in the lobby



"Full competency in library technology and applications with special focus on accessing computers in the library and understanding printing process."

Staff Survey Response





"Flooring is outdated and worn; also, the big service desk right in front when you enter makes it hard to see the rest of the space and makes it feel smaller than it is."

Staff Survey Response

AMBIANCE

- The building design is unique but feels dated and unwelcoming.
- Being below grade makes many of the interior spaces feel compressed, which in combination with some higher sloped ceilings result in inconsistent lighting and dark corners.
- The building configuration includes pockets of space tucked into corners, which coupled with high shelving creates sight line concerns and makes wayfinding unintuitive. There is insufficient signage to support navigation.
- The primary defining feature are the sloped ceilings, stone walls, and perimeter windows highlighting the large exterior structural supports which draw attention away from services and spaces provided in the building.
- Finishes are mostly original to the 2003 renovation and showing signs of age.
- The building lacks color, and there is no differentiation of finishes between adult and children's spaces.
- The acoustics are problematic; loud and quiet spaces are not separated.

"Flooring is outdated and worn; also, the big service desk right in front when you enter makes it hard to see the rest of the space and makes it feel smaller than it is."

Staff Survey Response

